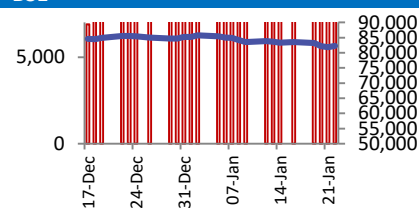
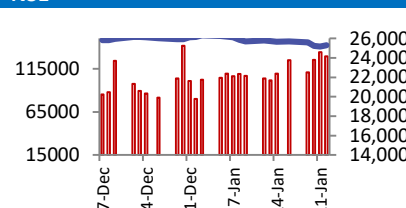


BSE



Open	81437
High	82085
Low	81089
Close	81857
Change	320
Volume (Lacs)	11128
Turnover (Rs.inCr)	8198

NSE



Open	25063
High	25247
Low	24933
Close	25175
Change	127
Volume(Lacs)	63427
Turnover(Rs.in Cr)	146644

World Markets	Current	Previous	Pt. Chg	Var(%)
Dow	49003	49412	(409)	-0.83%
Dow Futures	49154	49159	(5)	-0.01%
Nasdaq	23817	23601	216	0.92%
FTSE	10208	10149	59	0.58%
Nikkei	53030	53334	(304)	-0.57%
Hang Seng	27547	27127	420	1.55%
Gift Nifty	25444	25424	20	0.08%
Straits Singapore	4893	4923	(30)	-0.61%
South Korea	5135	5085	50	0.98%
Taiwan	32592	32318	274	0.85%
Shanghai	4145	4140	5	0.12%

Commodity Prices	Current	Previous	Pt. Chg	Var(%)
Copper (\$/MT)	13164	13007	157	1.2%
Alumin (\$/MT)	3259	3207	52	1.6%
Zinc (\$/MT)	3413	3351	62	1.9%
Brent Crude (\$/bbl)	68	68	0	0.0%
Gold (\$/Ounce)	5247	5180	67	1.3%
Silver (\$/Ounce)	115	112	3	2.7%
Light Crude (\$/bbl)	63	62	1	1.6%
N G (\$/mmbtu)	7	7	0	0.0%
Sugar (\$/MT)	413	414	(1)	-0.2%
Rubber (Rs./kg)	200	199	2	0.8%
Baltic Dry Index	1999	1780	219	12.3%

Currency Exchange Rate	Current	Previous	Var(%)
Rs./ \$ rate	91.72	91.96	-0.26%
Rs./ Euro	109.04	107.91	1.05%
Rs./Chinese Yuan	13.21	13.19	0.15%
Yen / \$ rate	152.79	152.21	0.38%
\$ US/Euro	1.20	1.20	0.00%

Dollar Index	Current	Previous	Var(%)
Dollar Index	96.10	96.22	-0.12%

Support/ Resistance Levels for Today		
	Nifty	Bank Nifty Fut
Support 1	25100	58740
Support 2	25000	58500
Resistance	25270	59400

Securities in Ban For Trade
SAMMAANCAP

Market Review

US: The S&P 500 rose to a new all-time intraday high on Tuesday, aided by gains in Big Tech, as traders awaited earnings from companies in the sector. Traders also looked ahead to the Federal Reserve's first rate decision of the year, due Wednesday.

Asia: Asia-Pacific markets were mixed Wednesday, breaking ranks with Wall Street after the S&P 500 closed at a record high.

India: Indian stock indices Nifty and Sensex closed higher on Tuesday, driven by gains in financials, IT, and metals, despite selling in auto and FMCG sectors. **Market is expected to open on on a flattish note and likely to witness sideways move during the day.**

Global economy: Australian CPI inflation grew more than expected in Dec, while core inflation also ticked up and remained well above the Reserve Bank of Australia's annual target range. The print ramped up expectations that the RBA will hike interest rates in the near-term. CPI inflation grew 3.8% YoY in Dec against expectations of 3.5%, data from the Australian Bureau of Statistics (ABS).

The American Petroleum Institute (API) has reported a decrease in the weekly crude stock, indicating a potential surge in demand for crude oil and its derivatives. The actual inventory levels, as per the latest report, have dipped to -0.250 million barrels, a significant deviation from the forecasted increase of 1.450 million barrels.

U.S. single-family house prices accelerated in Nov , which combined with high mortgage rates could keep potential homeowners on the sidelines even as the Trump administration takes steps to address the issue of housing affordability. House prices increased 0.6% on a MoM basis after an unrevised 0.4% rise in Oct. Prices increased 1.9% in the 12 months through November, after advancing 1.8% in October.

Commodities: Oil prices were mixed on Wednesday, with Brent down slightly but the U.S. contract edging higher as supply concerns grew after a winter storm disrupted crude output and halted Gulf Coast exports over the weekend.

Gold broke through \$5,200 for the first time on Wednesday, after rising more than 3% on Tuesday, as the dollar plunged to a near four-year low amid persisting geopolitical concerns, ahead of a U.S. Federal Reserve monetary policy decision.

Currency: The U.S. dollar was grappling with a "crisis of confidence" as it struggled near four-year lows on Wednesday after President Donald Trump brushed off its recent weakness, exacerbating the dollar selling and lifting the yen, euro and sterling.

FII Derivative Transactions (Rs. Cr)

Contracts	Purchase		Sell		Net	Open Interest (OI)		OI (Previous day)		Change	
	Contract	Value	Contract	Value	Value	Contract	Value	Contract	Value	Contract	Value
Index Future	74199	12285	92389	15283	(2998)	230153	38195	321977	52964	(91824)	(14769)
Index Option	31362675	5185971	31360245	5186755	(784)	1625640	267416	3421008	562174	(1795368)	(294758)
Stock Future	943490	61498	839916	54939	6559	6221085	409380	6462480	421170	(241395)	(11790)
Stock Option	277648	19039	325313	22640	(3601)	142078	9040	738474	48561	(596396)	(39521)
Total	32658012	5278793	32617863	5279617	(824)	8218956	724031	10943939	1084869	(2724983)	(360838)

FII All Activity-BBG (Rs Cr)		Buy	Sell	Net
16-Jan-26		20767	25310	(4543)
19-Jan-26		13647	15709	(2062)
20-Jan-26		16362	17572	(1210)
21-Jan-26		17579	19843	(2264)
23-Jan-26		14791	18004	(3213)
Month to date- Jan		196840	228094	(31254)
FII (Prov.) (Rs Cr)		Buy	Sell	Net
20-Jan-26		14215	17153	(2938)
21-Jan-26		15371	17159	(1788)
22-Jan-26		16873	19423	(2550)
23-Jan-26		13550	17664	(4113)
27-Jan-26		29667	32735	(3068)
Month to date-Jan		228507	272280	(43773)
DII (Prov.) (Rs. Cr)		Buy	Sell	Net
20-Jan-26		18529	14864	3666
21-Jan-26		17387	12867	4520
22-Jan-26		17537	13315	4223
23-Jan-26		18259	14156	4103
27-Jan-26		23929	14930	9000
Month to date-Jan		301781	237958	63822
FII Debt - BBG (Rs. Cr)		Buy	Sell	Net
16-Jan-26		1716	1994	(278)
19-Jan-26		4781	2225	2556
20-Jan-26		2084	1676	408
21-Jan-26		4913	3501	1411
23-Jan-26		1807	1128	678
Month to date- Jan		40440	35933	4508

Market Breadth	BSE		NSE	
	No.	%	No.	%
Advance	1803	40%	1590	45%
Decline	2510	56%	1814	52%
Unchanged	171	4%	100	3%

Market Turnover	27-Jan	23-Jan	Var (%)
BSE Cash	8198	7566	8%
NSE Cash	146644	119314	23%
NSE Futures	388543	433354	-10%
NSE Options	82214261	29471452	179%
Total (Rs.Cr)	82757645	30031687	176%

Volatility Index	27-Jan	23-Jan
Volatility Index	14.45	14.19

Index PE - TTM	27-Jan	Yr. High	Yr. Low
Sensex	22.5	24.1	20.3
Nifty	21.9	23.0	19.6

Corporate News

Adani Green clarifies that it is on track to deploy the country's largest single-location battery energy storage system, expected to be commissioned in the coming months. (NDTV)

Bikaji Foods company will invest Rs. 50 Cr in its arm, Bikaji Foods Retail & approves a pact to undertake frozen and bakery business under Bikaji Bakes on a JV basis. (NDTV)

Deep Industries receives an order worth Rs. 108 Cr from GAIL for hiring compression facilities. (NDTV)

Petronet LNG executes a 5-year master regasification pact with ONGC and a 1-year master agreement with MGL for sale of regasified LNG. (NDTV)

Economy

The European Union's landmark trade agreement with India announced today is a significant pivot away from reliance on the US-led trade frameworks and protectionist pressures under the Trump administration. Canada, long a close US partner, is now charting a similar course by strengthening its economic and strategic engagement with India. (ET)

India on Tuesday blocked a request by China at the World Trade Organization to set up a dispute panel against New Delhi's incentive schemes for auto, battery, and electric vehicles. Both sides had earlier failed to resolve the dispute through bilateral consultations. (ET)

Many corporate groups are caught in a bind over a Reserve Bank of India rule on their holding and strategic investment companies. While promoter families use these entities to own equity stakes and control group companies, they are unlike regular holding companies. (ET)

International

C3.ai Inc is in talks to merge with privately owned startup Automation Anywhere, The Information reported on Tuesday, citing people familiar with the negotiations. A potential deal could see Automation Anywhere buying C3.AI and publicly list, the report said. (Inv)

SoftBank Group Corp is in talks to invest as much as an additional \$30 bn in OpenAI, a person familiar with the matter said on Tuesday, as the Japanese conglomerate doubles down on its bet on the ChatGPT owner. The fresh investment would form part of a funding round that could raise up to \$100 bn for OpenAI, valuing it at about \$830 bn, the person said. (Inv)

Top 5 Nifty Gainers	27-Jan	23-Jan	Var(%)
ADANIENT	1960	1864	5.1%
AXISBANK	1316	1258	4.6%
JSWSTEEL	1222	1170	4.4%
ADANIPTS	1364	1308	4.2%
GRASIM	2856	2759	3.5%
Top 5 Nifty Losers	27-Jan	23-Jan	Var(%)
M&M	3394	3543	-4.2%
KOTAKBANK	409	423	-3.3%
ASIANPAINT	2623	2704	-3.0%
ETERNAL	254	259	-1.9%
BAJAJFINSV	1918	1949	-1.6%

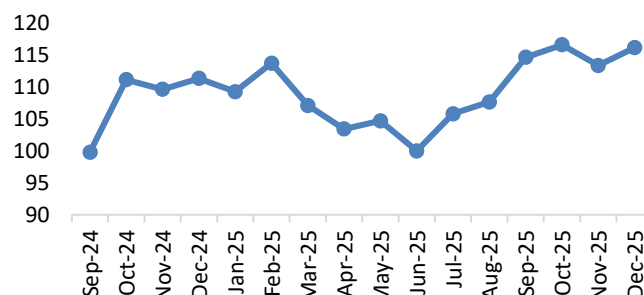
BSE Index Watch	Last	1 day	1 wk	1 mth	1 yr
SENSEX	81857	0.4%	-1.7%	-3.7%	7.8%
MIDCAP	44246	-1.6%	-3.8%	-5.3%	7.1%
SMLCAP	46825	-2.2%	-4.6%	-8.8%	-1.4%
AUTO	58981	-1.0%	-3.9%	-4.3%	17.8%
BANKEX	66704	1.3%	-1.4%	1.1%	20.2%
Capital Goods	62280	0.8%	-3.0%	-7.2%	3.6%
FMCG	18709	-0.5%	-2.3%	-7.5%	-6.9%
Health Care	41259	-0.1%	-2.9%	-6.0%	2.5%
IT	37141	0.7%	-1.1%	-0.7%	-9.4%
METAL	39056	3.1%	2.2%	9.5%	41.8%
Oil & Gas	27013	0.9%	-1.4%	-3.3%	10.8%
Power	6067	0.6%	-3.2%	-6.5%	-2.5%
Realty	5908	0.2%	-9.4%	-13.8%	-11.6%

Margin Trading Disclosure (Rs. In Cr)	Last	1 day	1 wk	1 mth	3 mth
Op. Scripwise Outstanding	116642	0%	1%	5%	9%
Fresh Exposure	3990	7%	13%	-3%	-12%
Exposure liquidated	3798	6%	14%	21%	25%
Closing Net scripwise outstanding	116833	0%	1%	4%	7%

NSE USD Futures	27-Jan	23-Jan	Var (%)
Feb Expiry (Rs./\$)	91.67	89.97	1.9%
Mar Expiry (Rs./\$)	89.11	91.86	-3.0%
Total Turnover (Rs. Crore)	6805	5809	17%

Sectors	TTM PE
Auto	31.64
Auto Ancillary	39.51
Banking	14.64
Engineering	37.73
Cement	61.93
Diamonds & Jewellery	41.01
Housing Finance	23.13
Infrastructure & Const	27.79
Metals-Aluminium	24.95
Metal – Steel	18.27
Oil Expl.	11.66
Pharma	11.3
Power – Gen. Supp.	38.74
Information Tech.	27.7
Sugar	15.96
Telecom Serv. Prov.	36.97
Tyres	33.39

Pellet Price - \$/ton (Source: NBRR)



10 year G-Sec Yield	Current	Previous	Change
US	4.23%	4.24%	(1) bps
Japan	2.27%	2.29%	(2) bps
India	6.72%	6.66%	6 bps
UK	4.53%	4.50%	3 bps
Libor 3 Mths	4.85%	4.85%	0 bps

Indian Eco Data	Current	Previous	Var(%)
Forex Reserve (US\$ in bn)	602	701	-14.2%
Inflation - WPI	0.83%	-0.32%	115 bps
Inflation - CPI	1.33%	0.71%	62 bps

India GDP	Q3FY25	Q2FY25	Var (%)
Growth	8.23%	7.81%	42 bps

Monetary Policy	Current	Previous	Change
Repo Rate	5.25%	5.50%	(25) bps
Reverse Repo Rate	3.35%	3.35%	0 bps
CRR	3.00%	3.75%	(75) bps
O/S Banking System Liquidity (Rs bn)	-32	-49	17.5

IIP Growth %	Nov-25	Nov-24	Apr-Nov
IIP	6.7	5.0	4.0
Capital Goods	10.4	8.9	5.6
Mining	8.0	5.5	4.9
Manufacturing	-1.5	4.4	-0.3
Electricity	5.4	1.9	2.5

ADR Price Movement

Company	Price (US\$)	Volume	Previous Day Price	Volume	Variance (%)	No. of Share Per ADR	ADR Price (Rs.)	BSE Price	Variance (%)
Infosys Tech	18.25	7960181	18.55	5162536	-1.62%	1	1673.96	1682.70	-0.5%
Wipro	2.61	9289093	2.61	3200710	0.00%	1	239.40	234.80	2.0%
Dr.Reddy's	13.71	1595451	13.78	1487877	-0.51%	1	1257.53	1239.80	1.4%
ICICI Bank	29.75	6506962	29.20	5923522	1.88%	2	1364.39	1361.40	0.2%
HDFC Bank	32.44	3900823	32.15	5042189	0.90%	3	991.84	926.40	7.1%

GDR's (US\$)

	Prices	Prev. Close	Change	Var %
L&T	41.00	40.70	0.3	0.7%
RIL	60.30	60.50	(0.2)	-0.3%
SBI	115.60	113.00	2.6	2.3%

US Economy Data	Current	Previous
Inflation (%) (YoY)	2.70%	2.70%
Unemployment (%)	4.40%	4.50%

Interest Rate (%)	Current	Previous
Fed Rate	3.75%	4.00%

US GDP	Q2CY25	Q1CY25
Growth (QoQ Annualized)	4.40%	3.80%

China Economy Data	Current	Previous
GDP	4.50%	4.80%
Inflation – CPI (%)	0.80%	0.70%

Economic Calendar

	Date
Indian GDP Data	27 Feb
Indian Inflation Data CPI	12 Feb
Indian Inflation Data WPI	16 Feb
Indian Monetary Policy	27 Feb
India's Industrial Production (IIP)	28 Jan
US Inflation Data	11 Feb
US GDP	20 Feb
US Unemployment Data	06 Feb
US Fed Rate	29 Jan
China GDP	16 Apr
China Inflation Data	11 Feb

Event Update

Name	Date	Purpose
KEI Industries Ltd.	28-01-26	Rs.4.50 per share(225%)Interim Dividend
KP Energy Ltd.	28-01-26	Rs.0.20 per share(4%)Interim Dividend
Travels & Rentals Ltd.	28-01-26	Right Issue of Equity Shares
Wendt (India) Ltd.	28-01-26	Rs.20.00 per share(200%)Interim Dividend
Automobile Corporation of Goa Ltd.	29-01-26	Rs.5.00 per share(50%)Interim Dividend
Jindal Stainless Ltd.	29-01-26	Rs.1.00 per share(50%)Interim Dividend
Zensar Technologies Ltd.	29-01-26	Interim Dividend

Bulk Deal As On 27/01/26

BSE					
Security Code	Security Name	Client Name	Deal	Quantity	Price
544224	AFCOM	KRISHNADEVI PURANCHANDJI FAMILY TRUST	S	175200	698.14
537069	ARNOLD	ASHISH P SHAH	S	286276	12.4
537069	ARNOLD	KHATTU CONSTRUCTIONS AND DEVELOPERS PRIVATE LIMITED	B	290000	12.4
530187	ATHARVENT	PRAGATI GLOBAL FINANCE LIMITED	S	450000	3.3
530187	ATHARVENT	SUSHEEL RADHEY SHYAM AGAL	B	293288	3.35
539288	AVI	MANDAKINIBEN PRADYUMANBHAI PATEL	S	22521	15.99
532215	AXISBANK	GOLDMAN SACHS BANK EUROPE SE	B	1193668	1313.9
532215	AXISBANK	GOLDMAN SACHS BANK EUROPE SE	B	1740118	1313.9
532215	AXISBANK	GOLDMAN SACHS BANK EUROPE SE	B	2197602	1313.9
532215	AXISBANK	MORGAN STANLEY ASIA (SINGAPORE) PTE.	S	1193668	1313.9
532215	AXISBANK	MORGAN STANLEY ASIA (SINGAPORE) PTE.	S	1740118	1313.9
532215	AXISBANK	MORGAN STANLEY ASIA (SINGAPORE) PTE.	S	2197602	1313.9
522105	BIRLAPREC	ENDOGRAM LEASING AND TRADING COMPANY PRIVATE LIMITED	S	568463	33.26
512169	CAPRICORN	RUCHIRA GOYAL	S	82552	21.15
531909	CROISSANCE	BALANCE TRADERS	B	396865	3.47
531909	CROISSANCE	NIRAJ RAJNIKANT SHAH	S	421502	3.46
544677	DEFRAIL	SKYLINE FINANCIAL SERVICES PRIVATE LIMITED	B	64000	94.26
530779	DYNAMICP	TAPAN BISWAS	S	81650	22.19
513528	GLITTEKG	ALGOQUANT FINTECH LIMITED	S	130807	22.58
513528	GLITTEKG	NEO APEX VENTURE LLP	S	25000	24.93
513528	GLITTEKG	NEO APEX VENTURE LLP	B	150000	22.58
513528	GLITTEKG	SUDHANSHU KANDA	S	153340	22.92
513309	GOLKONDA	DEEPAK VERMA	B	35000	9.29
531913	GOPAIST	ARUN GUPTA	B	43644	7.08
531913	GOPAIST	HARSHIL DHARMESHBHAI THAKKAR	S	91089	7.02
531913	GOPAIST	VIVEK KANDA	B	35659	6.93
524013	HINFLUR	ANUBHA PATNI	B	99000	16.85
524013	HINFLUR	MAINA PATNI	B	100000	16.84
524013	HINFLUR	UDAYANKUMAR N KOTHARI	S	219178	16.85
540565	INDIGRID	ASK FINANCIAL HOLDINGS PRIVATE LIMITED	S	1522100	164.25
540565	INDIGRID	EVEREST FOOD PRODUCTS PRIVATE LIMITED	B	1522100	164.25
509040	NETLINK	DAIZY WEALTHEDGE ADVISORS	B	18415	198.49
526723	NTCIND	AJITNATH SUPPLIERS PRIVATE LIMITED	B	96755	174.94
531512	ORIENTTR	GAURI NANDAN TRADERS	S	123015	19.28
531512	ORIENTTR	GAURI NANDAN TRADERS	B	117526	19.28
531512	ORIENTTR	PICADALLY TRADE & HOLDINGS PRIVATE LIMITED	B	144833	19.27
531512	ORIENTTR	SHARE INDIA SECURITIES LIMITED	S	100000	19.3
531257	PRATIKSH	RINKUBEN VAGHELA	B	30756	22.14
530077	PURETROP	MAYANK RAMESH TANDON	S	50407	177.21
544237	RAPID	MUKTILAL BABALDAS DOSHI HUF	B	20800	134.65
543417	RATEGAIN	PAISABUDDY FINANCE PRIVATE LIMITED	B	1657283	606
543417	RATEGAIN	PLUTUS WEALTH MANAGEMENT LLP	S	1657283	606
500325	RELIANCE	GOLDMAN SACHS BANK EUROPE SE	B	639782	1383.9
500325	RELIANCE	GOLDMAN SACHS BANK EUROPE SE	B	767197	1383.9
500325	RELIANCE	GOLDMAN SACHS BANK EUROPE SE	B	1151736	1383.9
500325	RELIANCE	MORGAN STANLEY ASIA (SINGAPORE) PTE.	S	639782	1383.9
500325	RELIANCE	MORGAN STANLEY ASIA (SINGAPORE) PTE.	S	767197	1383.9
500325	RELIANCE	MORGAN STANLEY ASIA (SINGAPORE) PTE.	S	1151736	1383.9
500389	SILVERLINE	TATAD NAYAN GAUTAMBHAI	B	794657	7.67
539117	SUJALA	GAURI NANDAN TRADERS	S	30138	67.19
539117	SUJALA	GAURI NANDAN TRADERS	B	38937	67.48
543745	SVS	JENISHA JAYESH MEHTA	B	126000	13.09
537582	UNISHIRE	SRIRAMULU CHOWDARY POLINENI	B	150000	1.7

544508	VASHISHTHA	AVIRAT ENTERPRISE	S	14400	80.87
544508	VASHISHTHA	RAJUCHINTAMANGHORPADE	B	12000	81.05
544508	VASHISHTHA	SHAKTI PRATAP SINGH	S	13200	81.05
536672	VCU	KAMAL TANEJA	B	90000	6.79
536672	VCU	SAMRAT BASU	B	90000	6.79
536672	VCU	SRIRAMULU CHOWDARY POLINENI	B	85000	7.1
500295	VEDL	GOLDMAN SACHS BANK EUROPE SE	B	2174756	699.45
500295	VEDL	MORGAN STANLEY ASIA (SINGAPORE) PTE.	S	2174756	699.45
506122	VOLKAI	KUSUM GUPTA	S	6000	41.47

NSE					
Security Code	Security Name	Client Name	Deal	Quantity	Price
AWHCL	Antony Waste Hdg Cell Ltd	THE MIRI STRATEGIC EMERGING MARKETS FUND LP	BUY	204622	589.37
ENCOMPAS	Encompass Design India L	MAHALAXMI BROKRAGE INDIA PRIVATE LIMITED	SELL	84000	214.06
INDIGRID	India Grid Trust	DEZERV SECURITIES PRIVATE LIMITED	BUY	1533750	163.92
INDIGRID	India Grid Trust	DEZERV SECURITIES PRIVATE LIMITED	BUY	1533750	163.92
INDIGRID	India Grid Trust	NEO TREASURY PLUS FUND	SELL	1533750	163.92
INDIGRID	India Grid Trust	NEO TREASURY PLUS FUND	SELL	1533750	163.92
NIKITA	NIKITA GRENTEC RECYC	BLUEPEAK CONSULTANCY LLP	BUY	151200	114.52
OMFURN	Omfurn India Limited	SANDEEP SURESH BORSE	BUY	81600	60
ONDOOR	On Door Concepts Limited	NINEGROUP SECURITIES PRIVATE LIMITED	SELL	30000	105.16
OLIL	Oneclick Logistics Ind L	MANSI SHARE AND STOCK BROKING PRIVATE LIMITED	BUY	33200	300.21
SIGACHI	Sigachi Industries Ltd	ANURAG REDDY NARREDDY	SELL	3500000	20.42
SIGACHI	Sigachi Industries Ltd	VIJAY AMRUTLAL BHAVSAR	SELL	2473605	20.6
SPRL	SP Refractories Limited	MANGLA SHANTILAL GADA	SELL	32800	141.95
SPRL	SP Refractories Limited	SHANTILAL NARSHI GADA	BUY	40000	141.95
SPRL	SP Refractories Limited	SPECTRA MULTIBIZ PRIVATE LIMITED	SELL	14400	141.95
VLEGOV	VL E Gov and IT Sol Ltd	MONEYLEADER FINANCE INDIA PRIVATE LIMITED	BUY	1335605	14.02
VLEGOV	VL E Gov and IT Sol Ltd	NISHANT PITTI	SELL	1703851	14.06

Disclosure:

Research Reports that are published by Nirmal Bang Securities Private Limited (hereinafter referred to as "NBSPL") are for private circulation only. NBSPL is a registered Research Analyst under SEBI (Research Analyst) Regulations, 2014 having Registration no. INH000001766. NBSPL is also a registered Stock Broker with National Stock Exchange of India Limited, BSE Limited, Metropolitan Stock Exchange of India Limited, Multi Commodity Exchange of India Limited and , National Commodity and Derivative Exchange Limited in Capital Market , Equity and Commodities derivatives segments and Currency Derivatives Segment .

NBSPL has other business divisions with independent research teams separated by Chinese walls, and therefore may, at times, have different or contrary views on stocks and markets.

NBSPL or its associates have not been debarred / suspended by SEBI or any other regulatory authority for accessing / dealing in securities Market since last 20 years. NBSPL, its associates or analyst or his relatives do not hold any financial interest (Except Investment) in the subject company. NBSPL or its associates or Analyst do not have any conflict or material conflict of interest at the time of publication of the research report with the subject company. NBSPL or its associates or Analyst or his relatives may or may not hold beneficial ownership of 1% or more in the subject company at the end of the month immediately preceding the date of publication of this research report.

NBSPL or its associates / analyst has not received any compensation / managed or co-managed public offering of securities of the company covered by Analyst during the past twelve months. NBSPL or its associates have not received any compensation or other benefits from the company covered by Analyst or third party in connection with the research report. Analyst has not served as an officer, director or employee of Subject Company. NBSPL / analyst has not been engaged in market making activity of the subject company.

Analyst Certification: The research analysts and authors of these reports, hereby certify that the views expressed in this research report accurately reflects my/our personal views about the subject securities, issuers, products, sectors or industries. It is also certified that no part of the compensation of the analyst(s) was, is, or will be directly or indirectly related to the inclusion of specific recommendations or views in this research. The analyst(s) principally responsible for the preparation of this research report and has taken reasonable care to achieve and maintain independence and objectivity in making any recommendations.

Disclaimer:

The Research Report is for the personal information of the authorized recipient and does not construe to be any investment, legal or taxation advice. NBSPL is not soliciting any action based upon it. Nothing in the research report shall be construed as a solicitation to buy or sell any security or product, or to engage in or refrain from engaging in any such transaction. In preparing the research report, we did not take into account the investment objectives, financial situation and particular needs of the reader.

The research report has been prepared for the general use of the clients of NBSPL and must not be copied, either in whole or in part, or distributed or redistributed to any other person in any form. If you are not the intended recipient you must not use or disclose the information in the research report in any way. Though disseminated to all the customers simultaneously, not all customers may receive the research report at the same time. NBSPL will not treat recipients as customers by virtue of their receiving the research report. The research report is not directed or intended for distribution to or use by any person or entity resident in a state, country or any jurisdiction, where such distribution, publication, availability or use would be contrary to law, regulation or which would subject NBSPL & its group companies to registration or licensing requirements within such jurisdictions.

The report is based on the information obtained from sources believed to be reliable, but we do not make any representation or warranty that it is accurate, complete or up-to-date and it should not be relied upon as such. We accept no obligation to correct or update the information or opinions in it. NBSPL or any of its affiliates or employees shall not be in any way responsible for any loss or damage that may arise to any person from any inadvertent error in the information contained in the research report. NBSPL or any of its affiliates or employees do not provide, at any time, any express or implied warranty of any kind, regarding any matter pertaining to this report, including without limitation the implied warranties of merchantability, fitness for a particular purpose, and non-infringement. The recipients of the research report should rely on their own investigations.

This information is subject to change without any prior notice. NBSPL reserves its absolute discretion and right to make or refrain from making modifications and alterations to this statement from time to time. Nevertheless, NBSPL is committed to providing independent and transparent recommendations to its clients, and would be happy to provide information in response to specific client queries.

Before making an investment decision on the basis of research report, the reader needs to consider, with or without the assistance of an adviser, whether the advice is appropriate in light of their particular investment needs, objectives and financial circumstances. There are risks involved in securities trading. The price of securities can and does fluctuate, and an individual security may even become valueless. International investors are reminded of the additional risks inherent in international investments, such as currency fluctuations and international stock market or economic conditions, which may adversely affect the value of the investment. Opinions expressed are subject to change without any notice. Neither the company nor the director or the employees of NBSPL accept any liability whatsoever for any direct, indirect, consequential or other loss arising from any use of the research report and/or further communication in relation to the research report. Here it may be noted that neither NBSPL, nor its directors, employees, agents or representatives shall be liable for any damages whether direct or indirect, incidental, special or consequential including lost revenue or lost profit that may arise from or in connection with the use of the information contained in the research report.

Copyright of this document vests exclusively with NBSPL.

Our reports are also available on our website

Registration granted by SEBI and certification from NISM in no way guarantee performance of NBSPL or provide any assurance of returns to investors.

Nirmal Bang Research (Division of Nirmal Bang Securities Pvt. Ltd.)

B-2, 301/302, Marathon Innova,
Opp. Peninsula Corporate Park
Off. Ganpatrao Kadam Marg
Lower Parel(W), Mumbai-400013
Board No. : 91 22 6723 8000/8001
Fax. : 022 6723 8010